



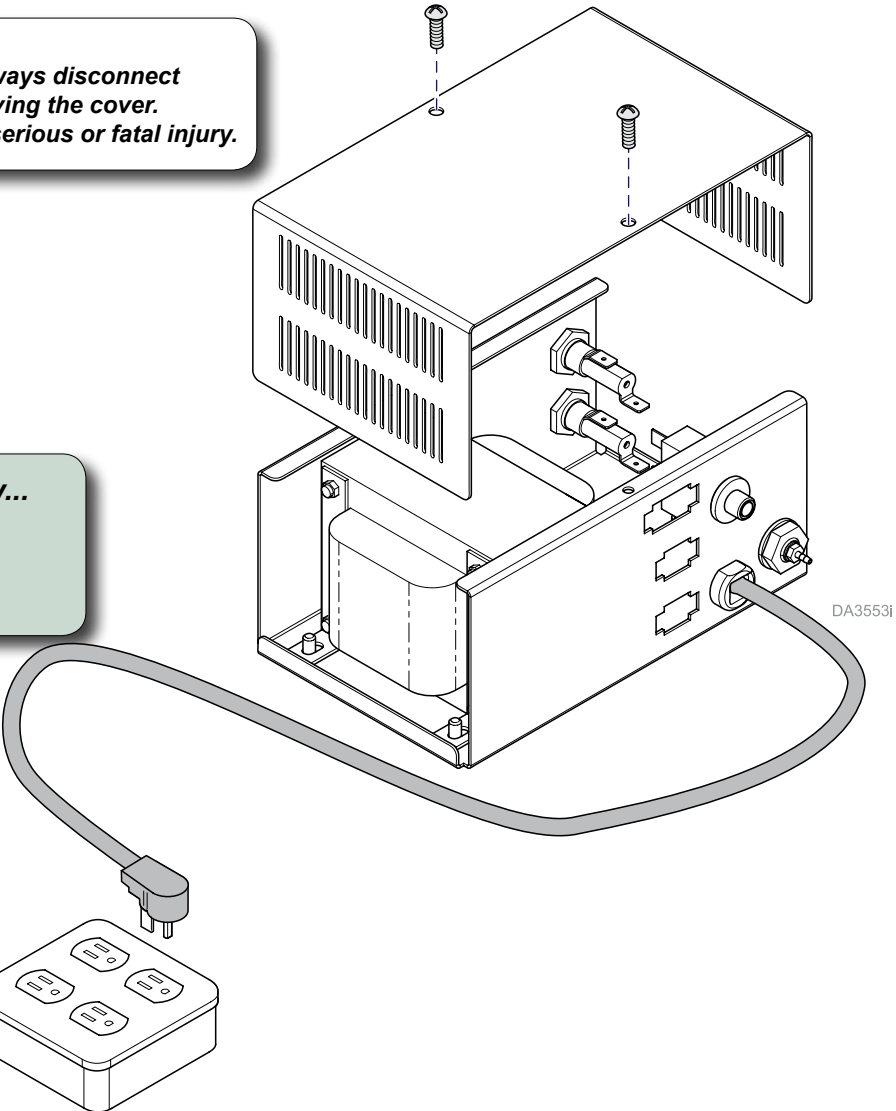
Service Guide: Power Supply Models 153606 & 153642

Contents:
 Accessing the Power Supply 1
 Replacing Fuses..... 2
 Wire Diagram..... 3
 Wire Color Abbreviation Chart..... 4
 Language of origin: English

Note
 The Power Supply converts, regulates and distributes electric power from the electrical mains supply to components installed on the dental chair and or light.

DANGER
 To prevent the possibility of electrical shock, always disconnect electrical mains supply to the Power Supply before removing the cover. Failure to comply with these instructions could result in serious or fatal injury.

Accessing the Power Supply...
 A) Disconnect power.
 B) Remove two screws.
 C) Lift cover off power supply.



Electrical Mains Supply Receptacle

TP200 Rev. A



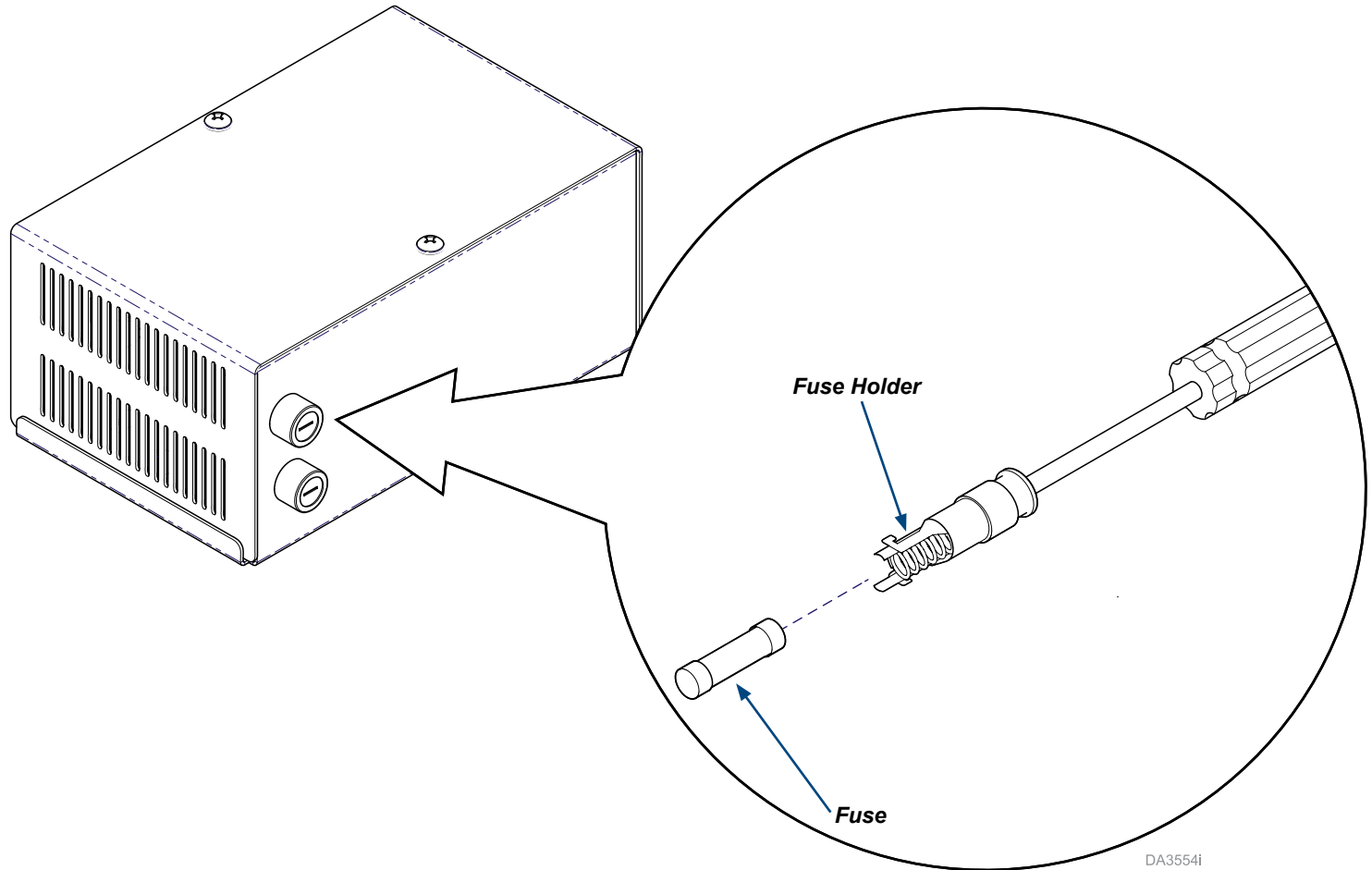
DANGER

To prevent the possibility of electrical shock, always disconnect electrical mains supply to the Power Supply before removing the cover. Failure to comply with these instructions could result in serious or fatal injury.

To replace fuses...

- A) Disconnect power.
- B) Unscrew fuse holder.
- C) Extract fuse from holder.
- D) Install new fuse.
- E) Screw holder into unit.

Note: 4A Type T Fuse



Fuse Specifications

Wire Diagram - Power Supply Assembly

Required conditions for operation

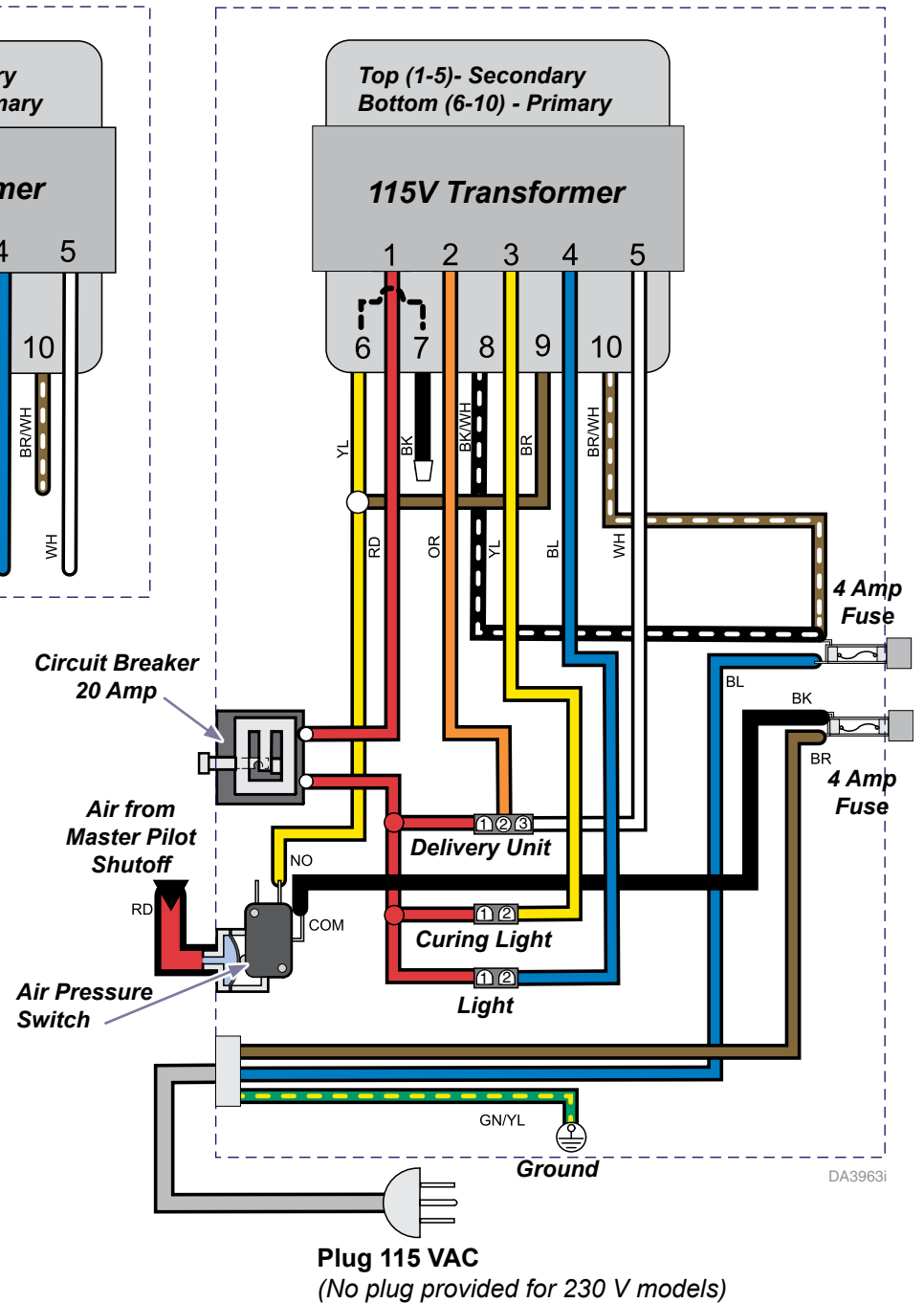
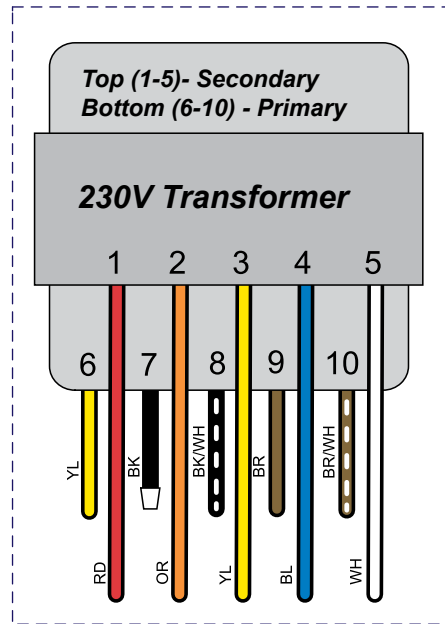
- Air Pressure Switch must be active. (Contacts COM & NO connected to BK and YL wires respectively.)
- All fuses must be good.
- Circuit Breaker must be closed (button is extended - press to reset).

Secondary Voltages (115 & 230 V) under NO Load

Wire Colors	Terminals	Voltage
RD - OR	1 & 2	13.5 V
RD - YL	1 & 3	15.0 V
RD - BL	1 & 4	19.5 V
RD - WH	1 & 5	25.0 V

Voltage Check Test Points

























Proper Reading	Test Points
Line voltage at fuses	BL to BR wires at fuse holder
Line voltage to transformer	BK to BK/WT wires at fuse holders
	BK to BR/WT wires at fuse holders
	YL wire at Air Switch to BK/WT at fuse holder
	YL wire at Air Switch to BR/WT at fuse holder
25.0 VAC supply to unit	Terminals 1 to 3 at Delivery Unit connector (RD to WH)
13.5 VAC supply to unit	Terminals 1 to 2 at Delivery Unit connector (RD to OR)
15.0 VAC supply to unit	Terminals 1 to 2 at Curing Light connector (RD to YL)
19.5 VAC supply to light	Terminals 1 to 2 at Light connector (RD to BL)
Continuity Check: Thermal Overload (O/L)	Terminals 6 and 7 on the transformer should have continuity (YL to BK)



DA3963i

TP200 Rev. A

Color Abbreviation Chart

	Item	Color (English)	Farbe (Deutsch)	Couleur (Français - Europe)	Color (español europeo)	Colore (italiano)	Color (others)
	BK	Black	Schwarz	Noir	Negro	Nero	
	BL	Blue	Blau	Bleu	Azul	Blu	
	BR	Brown	Braun	Marron	Marrón	Marrone	
	CL	Clear	Durchsichtig	Incolore	Transparente	Trasparente	
	GN	Green	Grün	Vert	Verde	Verde	
	GY	Grey	Grau	Gris	Gris	Grigio	
	OR	Orange	Orange	Orange	Naranja	Arancione	
	PR	Purple	Purpur	Pourpre	Morado	Porpora	
	CL/PR	Clear Purple	Durchsichtig Purpur	Incolore Pourpre	Transparente Morado	Trasparente Porpora	
	RD	Red	Rot	Rouge	Rojo	Rosso	
	WH	White	Weiß	Blanc	Blanco	Bianco	
	YL	Yellow	Gelb	Jaune	Amarillo	Giallo	
	PK	Pink	Pink	Rose	Rosa	Rosa	
	TN	Tan	Hellbraun	Fauve	Marrón claro	Tanè (marrone scuro)	
	BK/WH	Black/White	Schwarz / Weiß	Noir / Blanc	Negro / Blanco	Bianco / Nero	
	BL/WH	Blue/White	Blau / Weiß	Bleu / Blanc	Azul / Blanco	Blu / Bianco	
	BR/WH	Brown/White	Braun / Weiß	Marron / Blanc	Marrón / Blanco	Marrone / Bianco	
	CL/BK	Clear / Black	Durchsichtig / Schwarz	Incolore / Noir	Transparente / Negro	Trasparente / Nero	
	GN/WH	Green / White	Grün / Weiß	Vert / Blanc	Verde / Blanco	Verde / Bianco	
	GN/YL	Green / Yellow	Grün / Gelb	Vert / Jaune	Verde / Amarillo	Verde / Giallo	
	OR/WH	Orange / White	Orange / Weiß	Orange / Blanc	Naranja / Blanco	Arancione / Bianco	
	PR/WH	Purple / White	Purpur / Weiß	Pourpre / Blanc	Morado / Blanco	Porpora / Bianco	
	RD/WH	Red / White	Rot / Weiß	Rouge / Blanc	Rojo / Blanco	Rosso / Bianco	
	VI/WH	Violet / White	Violett / Weiß	Violet / Blanc	Violeta / Blanco	Viola / Bianco	
	YL/WH	Yellow / White	Gelb / Weiß	Jaune / Blanc	Amarillo / Blanco	Giallo / Bianco	
	YL/GN	Yellow / Green	Gelb / Grün	Jaune / Vert	Amarillo / Verde	Giallo / Verde	
	YL/BK	Yellow / Black	Gelb / Schwarz	Jaune / Noir	Amarillo / Negro	Giallo / Nero	